



TRELLEBORG

Trelleborg



MPT100

The versatile high per

The MPT100 is the new Trelleborg steel belted tire designed for multi-purpose Off-Road trucks. It stands out for its great wear resistance, stability and comfort while running on or off the road. In the field, its pattern design gives a significant net footprint area and excellent traction.




Printed on
recycled paper

performing tire


- 1** Wide lug head maximizes road performance and wear resistance




- 3** Inter-lug terraces ensure excellent self-cleaning




- 2** Flatter tread crown improves the tire's footprint and stability



- 4** Increased lug angles minimize vibration and improve road performance



- 5** Extra-wide tread width delivers enhanced stability and wear resistance



MPT100

Size	Tread Pattern	SW mm	OD mm	SLR mm	RC mm	SRI	Rim	Permitted Rims	Type
425/75R20 158G	MPT100	435	1150	515	3460		13	11 - 11SDC - 13SDC	Tubeless
405/70R20 136G	MPT100	420	1065	485	3215		11	13 - 11SDC	Tubeless
445/65R22.5 160G	MPT100	460	1175	535	3560		14.00		Tubeless



Discover our website

Follow us

